

# Overstone Emerging Markets Equity Fund

Patient, unconstrained, contrarian value investing

# OP

Oldfield Partners

28 February 2022

## Monthly fund review

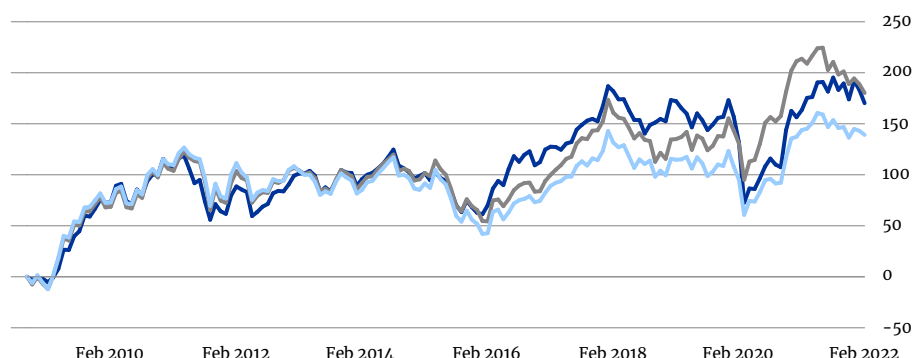
### Investment objective

The Fund will attempt to achieve over the long term a total return in excess of that of the MSCI Emerging Markets Index (with net dividends reinvested) through investment in a concentrated portfolio of equities of companies from emerging markets and from other markets where it can be demonstrated by the Investment Manager that the company concerned is overwhelmingly an emerging market related company. The approach is focussed on valuations and bottom-up fundamental research of individual companies.

### Fund particulars

Launch date	03 November 2008
Fund size	US\$120.4m
Domicile	Ireland
Structure	QJAIF
Base currency	USD
Dealing	Daily
Min. investment	€100,000
Benchmark	MSCI Emerging Markets

## Fund performance (%)



	Annualised						
	1 month	YTD	1 year	Launch	3 years	5 years	Launch
■ A USD	-4.6	-7.5	+2.6	+170.2	-0.2	+3.5	+7.7
■ MSCI Emerging Markets	-3.0	-4.8	-10.7	+180.2	+6.0	+7.0	+8.0
■ MSCI EM Value	-1.7	-2.4	-2.0	+139.1	+3.6	+4.8	+6.8

Preceding five calendar years performance		2021	2020	2019	2018	2017
A USD		+11.3	-3.8	+8.2	-5.5	+25.8
MSCI Emerging Markets		-2.5	+18.3	+18.4	-14.6	+37.3
MSCI EM Value		+4.0	+5.5	+11.9	-10.7	+28.1

Performance is calculated net of all fees and expenses and on a total return basis, inclusive of all distributions to unit holders.

MSCI EM Value index is for comparison purposes only.

Source: Oldfield Partners.

**The value of all investments and the income from them can go down as well as up; this may be due, in part, to exchange rate fluctuations. Past performance is not a guide to future performance.**

*“A concentrated portfolio concentrates the mind...”*

### About Oldfield Partners

Oldfield Partners LLP is an owner-managed boutique fund management firm which manages equity portfolios for a global client base that includes endowments funds, pension funds, charities, family offices and individuals.

Oldfield Partners began operations in March, 2005 and is majority owned by the executive partners.

We are value investors with a distinctive approach: a limited number of holdings, long-only, no leverage, diversified, index-agnostic and suspicious of short-termism.

## Fund manager commentary

The saddening news surrounding Ukraine negatively impacted emerging market equities in the month. The unfolding humanitarian crisis is at the centre of our thoughts. War is often unpredictable and can change the existing world order. Russia is a major producer of energy, metals, and food that will exacerbate the inflationary pressures already seen globally; however, otherwise its economic trade links have been much reduced by prior sanctions. A look at past stock market shocks shows that sell-offs can be dramatic, but very often unexpectedly short lived. Valuations for emerging market equities remain reasonable, and below their long-term historic averages. The upside potential for the portfolio is 70% as measured by the weighted average of the company price targets.

We do not know the outcome of the current Ukrainian crisis. One vision is of a new iron curtain across Europe behind which autocratic regimes the world over feel emboldened to act. Another is of a failed military campaign by Russia leading to regime change with unknown outcomes and instability in Russia. We hope rational minds prevail. Political choice is often said to be picking the least bad outcome from a wider choice of bad outcomes. This war will end and likely with a Russian military advantage. A wider European war involving NATO must be avoided at all costs by both sides. It would be better if Russia is brought back into the international community and given a path to roll-back sanctions. Both the West and the Kremlin need to be seen to have achieved something. One possible scenario is that Putin steps aside for his chosen successor (an unstable political change would be highly risky). Ukraine remains a country but with no opportunity to join NATO in the future. Crimes are exposed and investigated. In a scenario resembling this it could be that Russian equities recover.

We must also not forget other near-term potential issues that are developing in emerging markets. China remains vulnerable to outbreaks of the Covid virus across the country, with Hong Kong succumbing, and the Chinese property sector remains under pressure. China is a significant global economic power integrated into world trade unlike Russia. Energy and food inflation can have knock-on consequences in many emerging markets. Energy shocks often have a negative and destabilising impact on the world economy. More positively the developing world is recovering from Covid and vaccination rates improved allowing economies to regain strength.

## Commentary - continued

The bottom performers by contribution for the month were Lukoil and Embraer. **Lukoil** (Russian oil & gas producer) is our sole equity holding in Russia (through its ADRs) and the share price has fallen over 90% to date. The local Russian stock exchange remains closed. Russia was 3.5% of the MSCI Emerging Markets Index prior to the Ukrainian crisis (and will soon be a zero weight). The merits of Lukoil as a stock are its extremely depressed valuation, strong balance sheet, a non-state company, low operating costs, with a history of good corporate governance. Lukoil and its management team have never been sanctioned. Oil at \$100 a barrel and the rouble at 100/\$ would otherwise be a positive backdrop for Lukoil, and it is highly likely the flow of oil and gas from Russia will continue just as it has through many difficult times since WW2. The decision for many investors is if they wish to be invested in Russia at all in these circumstances, and so arguably by proxy with a pariah government, and currently there are many sellers (including some forced sellers) heading for the exit at the same time. There is also the possibility that Russian oil producers could be seized by the government on the pretext of being strategic to the war effort. We continue to hold Lukoil (noting it is held at a nil price in the portfolio as of 3<sup>rd</sup> March 2022). **Embraer** (Brazilian aircraft manufacturer) has seen aviation stocks pressured by rising oil prices and limitations on global flight routes. Regional jets should be well placed in the industry with smaller aircraft being more cost effective and its focus on domestic US flights. The smaller planes in the latest generation E2 range have been put on hold, but the first-generation plane remains in demand. Embraer has seen its order book increase this year (to well over 3 years' worth of production) and its electric flight vehicle continues to gain global interest.

The top performers by contribution for the month were Buenaventura and Petrobras. **Buenaventura** (Peruvian miner) is benefiting from its exposure to precious metals and is a copper producer. Gold has regained some of its historic safe-haven characteristics. Buenaventura has sold its stake in the aging Yanacocha gold mine (for \$300 million upfront) to its joint venture partner which will strengthen its balance sheet and assist in its own mine development programme. **Petrobras** (Brazilian oil producer) is benefiting from the buoyant oil price and sticking to its policy of domestic fuel price parity with international prices. Debt repayment has continued with asset sales and solid free cash flow generation allowing Petrobras to honour its new dividend policy. Petrobras prevailed through a dark chapter in its history to reach this position.

## Russian holdings

Please note that as of 3<sup>rd</sup> March 2022 the holding of Lukoil ADR will have a fair value price (FVP) of zero. This has been determined by our Valuation Committee. Lukoil ADR listed on the London Stock Exchange (LSE) was suspended from trading by the exchange on the morning 3<sup>rd</sup> March 2022. We will continue to monitor the situation daily and update accordingly.

## Fund analysis

Top 10 holdings (%)	Weighting	1 month total return (%)*	
		Local terms	USD
Samsung Electronics	8.9	-1.6	-1.3
SK Hynix	7.7	+2.5	+2.8
Embraer	7.3	-10.2	-10.2
Thai Beverage	6.5	+3.7	+3.1
Telkom Indonesia	6.3	0.0	0.0
Buenaventura	6.1	+22.2	+22.2
Petrobras	6.0	+7.8	+7.8
Ternium	5.9	-2.5	-2.5
Indofood	4.8	-2.0	-2.3
Infosys	4.8	-4.7	-4.7

Total number of holdings 20

Active share (%)\*\* 90.5

## Fund characteristics

	Fund	Benchmark
Net debt to equity ratio (%)	23.0	14.0***
Price-to-book ratio	1.9	1.8
Price-to-earnings ratio	12.4	14.0
Return on equity (%)	10.3	13.5

\*Inclusive of portfolio activity.










\*\*Active share is calculated using the sum of the absolute value of the differences of the weight of each holding in the manager's portfolio versus the weight of each holding in the MSCI Emerging Markets index, divided by two.

\*\*\*For the MSCI Emerging Markets the net debt to equity ratio excludes financials.











All data as at 28 February 2022.

Source: Oldfield Partners.

## Sector breakdown (%)

Information Technology	28.7	
Materials	16.7	
Communication Services	12.4	
Consumer Staples	11.3	
Consumer Discretionary	8.6	
Industrials	7.3	
Energy	7.2	
Financials	4.3	
Cash	3.6	

## Country breakdown (%)

South Korea	23.5	
China/Hong Kong	15.4	
Brazil	13.3	
Indonesia	11.1	
Thailand	6.5	
Peru	6.1	
Mexico	5.9	
India	4.8	
Taiwan	4.2	
Turkey	2.2	
South Africa	2.2	
Russia	1.2	
Cash	3.6	

## Share class details

Share class	AMC*	TER**	SEDOL	Bloomberg	ISIN	Price
A USD	1.25%	1.52%	B3DDVH0	OVEMKEA ID	IE00B3DDVH01	US\$235.54
I USD	0.90%	1.17%	B4NoBT0	OVEMKEI ID	IE00B4NoBT09	US\$148.35

\*AMC - Annual management charge

\*\*TER - Total expense ratio

## Performance summary of all share classes

USD shares	1 month	YTD	1 year	Since launch		Annualised		Since launch	
				03/11/08	01/10/09	3 years	5 years	03/11/08	01/10/09
A USD	-4.6	-7.5	+2.6	+170.2	-	-0.2	+3.5	+7.7	-
I USD	-4.6	-7.5	+2.9	-	+76.5	+0.1	+3.9	-	+4.7
MSCI Emerging Markets	-3.0	-4.8	-10.7	+180.2	+70.9	+6.0	+7.0	+8.0	+4.4
MSCI EM Value	-1.7	-2.4	-2.0	+139.1	+42.3	+3.6	+4.8	+6.8	+2.9

Performance is calculated net of all fees and expenses and on a total return basis, inclusive of all distributions to unit holders.

MSCI EM Value index is for comparison purposes only.

Source: Oldfield Partners.

### Oldfield Partners

11 Grosvenor Place  
London, SW1X 7HH  
United Kingdom

Telephone: +44 (0) 20 7259 1000

Email: [info@oldfieldpartners.com](mailto:info@oldfieldpartners.com)

[www.oldfieldpartners.com](http://www.oldfieldpartners.com)

### Dealing and administrator details

Northern Trust International Fund  
Administration Services (Ireland) Ltd.

Telephone: +353 (0) 1 434 5054

Oldfield Partners LLP is authorised and regulated by the Financial Conduct Authority. Overstone Emerging Markets Equity Fund is a sub-fund of Overstone Fund plc, which is incorporated in Ireland and approved by the Central Bank of Ireland. Oldfield Partners LLP (OP) has approved and issued this communication for private circulation to Professional Clients only; it must not be distributed to Retail Clients (as defined by the Financial Conduct Authority). Information contained in this communication must not be construed as giving investment advice within or outside the United Kingdom. This is not an invitation to subscribe for any of the Funds mentioned herein. Any reference to stocks is only for illustrative purposes and opinions expressed herein may be changed without notice at any time. OP does not warrant the accuracy, adequacy or completeness of the information and data contained herein and expressly disclaims liability for errors or omissions in this information and data. No warranty of any kind, implied, expressed or statutory, is given in conjunction with the information and data. By acquiring an interest in the fund, an investor acknowledges and agrees that any information provided by OP is not a recommendation to invest in the fund and that OP is not undertaking to provide any investment advice to the investor (impartial or otherwise). © 2022 Partnership No. OC309959.